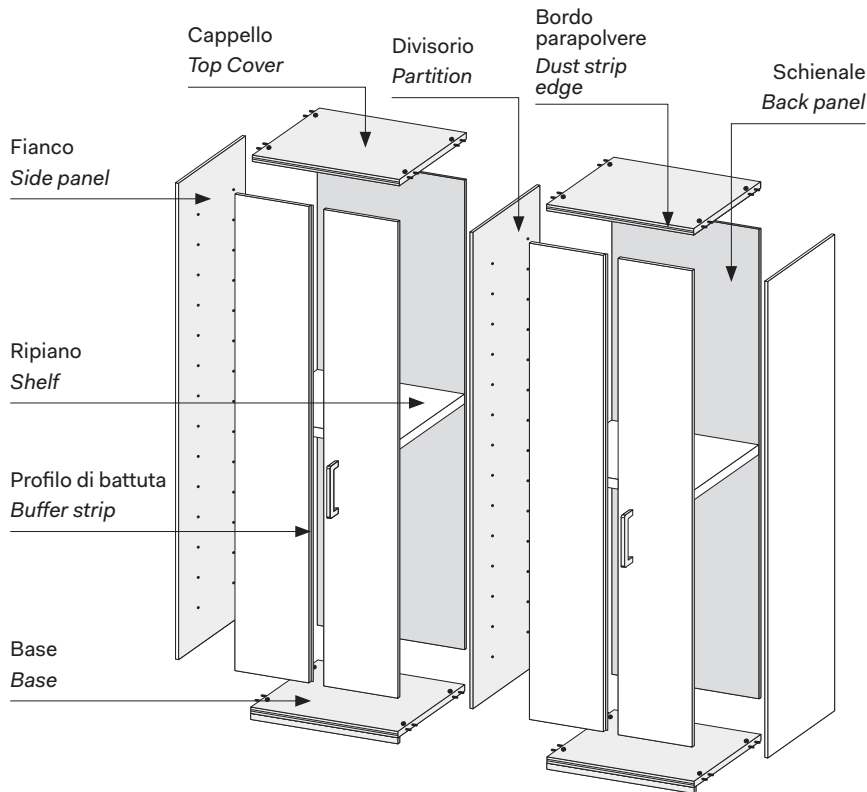


# Armadio con ante ALFA / Wardrobe with ALFA doors

NOVAMOBILI

## CARATTERISTICHE TECNICHE TECHNICAL FEATURES

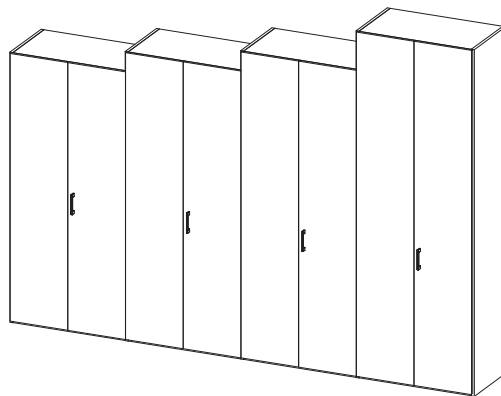


DOTAZIONE INTERNA STANDARD  
PER VANO  
STANDARD INTERIOR FITTINGS  
PER MODULE


- 1 ripiano interno mobile
- 2 tubi appendiabiti
- 1 internal shelf
- 2 hanging rails

ALTEZZE  
HEIGHTS

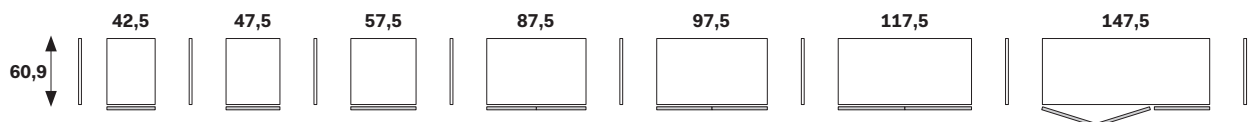
226 ☒ 242 ☒ 258 ☒ 290 ☒



SEZIONE ANTA  
DOOR SECTION



LARGHEZZE  
PROFONDITÀ  
WIDTHS  
DEPTH



BATTENTE  
HINGED



PIEGHEVOLE  
FOLDING



Le informazioni contenute nelle presenti schede tecniche sono indicative. Eventuali differenze con il listino in vigore non costituiscono motivo di contestazione.  
The information given in this technical sheet are indicative. Any discrepancies with the price list currently in force cannot be cause for complaint.